Multiple District 29

As of October 2026 Cumulative

Year	New Clubs	Dropped Clubs	Gain/ Loss Clubs	New Members	Charter Members	Reinstate Members	Transfer Members	Total Member Added	Total Members Dropped	Gain/ Loss Members
2022-2023	0	6	-6	272	0	40	38	350	481	-131
2023-2024	1	3	-2	258	25	8	39	330	369	-39
2024-2025	0	9	-9	204	0	22	10	236	519	-283
2025-2026	2	5	-3	218	42	64	25	349	425	-76
2026-2027	0	0	0	108	0	3	0	111	65	46
Average	**1**	**5**	**-4**	**212**	**13**	**27**	**22**	**275**	**372**	**-97**

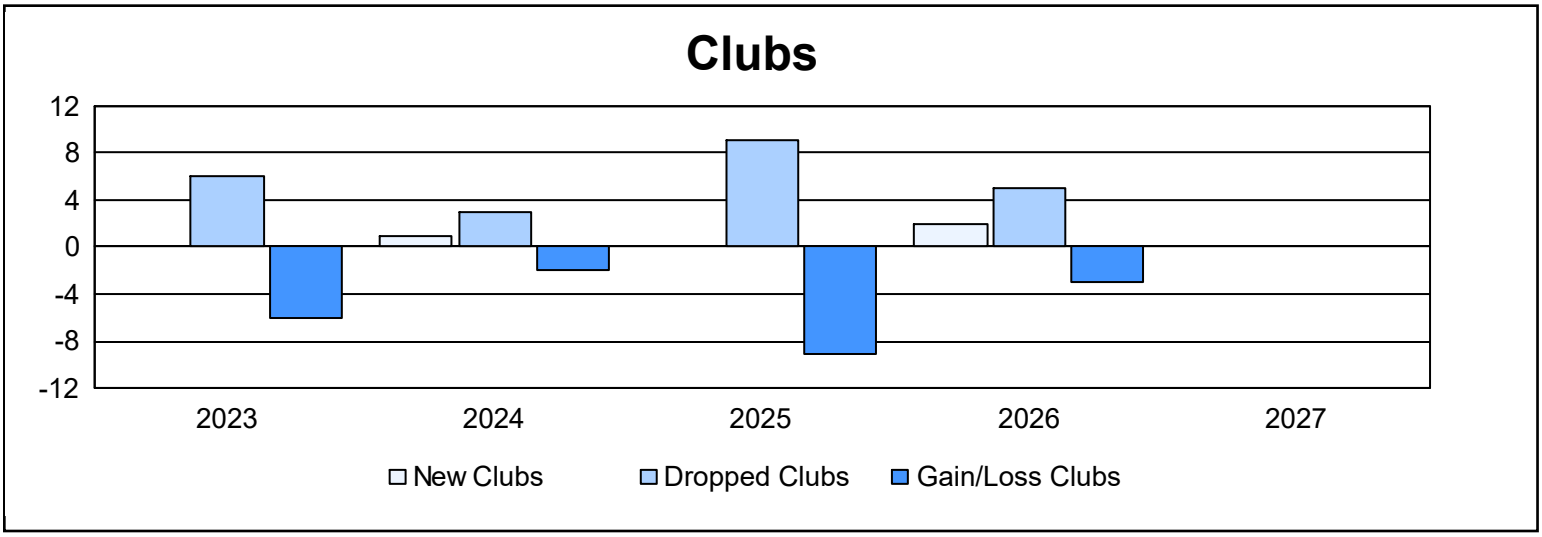

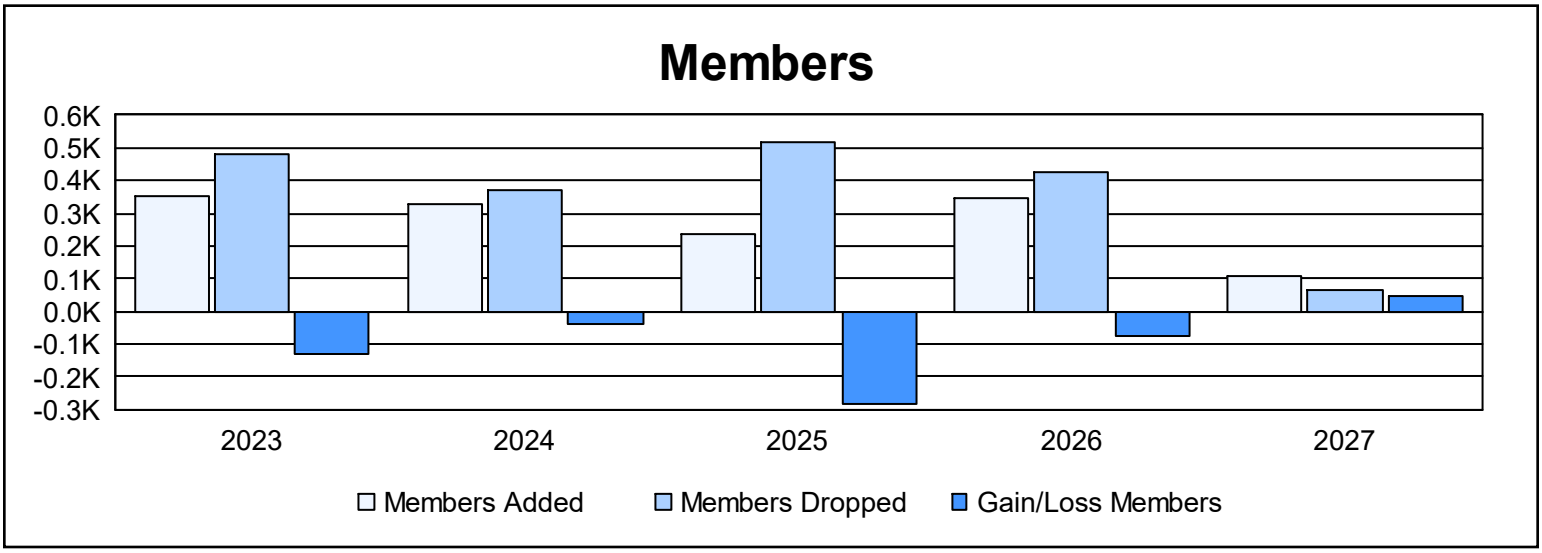

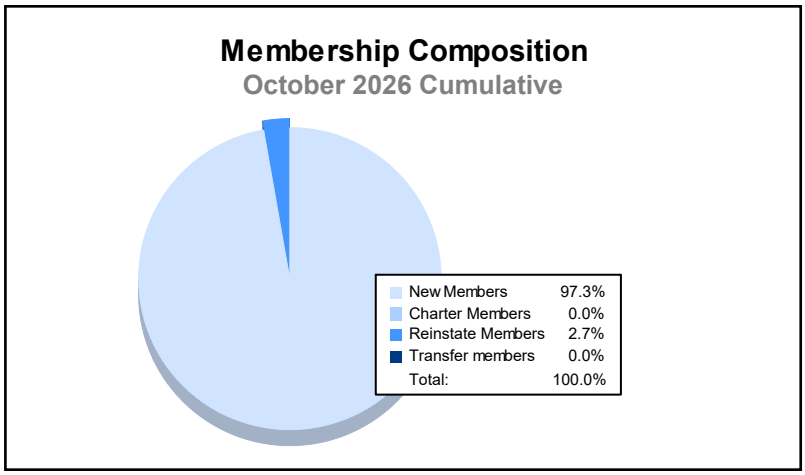
Membership Composition
October 2026 Cumulative
New Members 97.3%
Charter Members 0.0%
Reinstate Members 2.7%
Transfer members 0.0%
Total: 100.0%

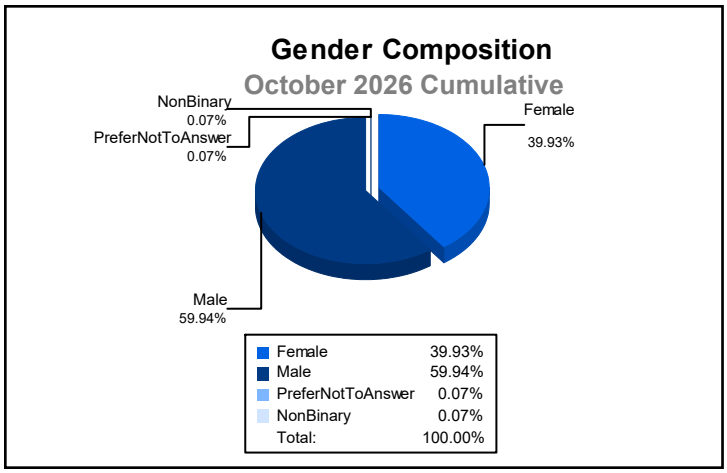
Gender Composition
October 2026 Cumulative
NonBinary
0.07%
PreferNotToAnswer
0.07%
Female
39.93%
Male
59.94%
Female 39.93%
Male 59.94%
PreferNotToAnswer 0.07%
NonBinary 0.07%
Total: 100.00%